




STOMA APPLIANCES

Aim: To contain effluent & odour
 To protect the peristomal skin
 To provide ease of change and security

One piece appliance > a skin barrier and pouch as one system

Two piece appliance > a skin barrier and separate pouch

<u>Appliance</u>	<u>Information</u>	<u>One piece</u>	<u>Two piece</u>
<p style="color: blue;">Closed pouch</p> 	For colostomy with soft to firm stool	The whole appliance is changed when 1/3 full or as required. Ideally changed maximum of 3x day – excessive changing may cause skin irritation	The base plate (wafer/solid skin barrier/flange) is changed 1-3 times per week. The bag is changed when 1/3 full or as required. Suitable for patients with sensitive skin.
<p style="color: blue;">Drainable pouch</p> 	For ileostomy or colostomy with loose stool	The appliance is emptied when 1/3 full or heavy. The whole appliance is generally changed on the 2 nd /3 rd day, but some cases daily.	The base plate (wafer/solid skin barrier/flange) is changed 1-3 times per week. The bag is emptied when 1/3 full or heavy, and generally changed every 2 nd day, or at wafer change.
<p style="color: blue;">Urostomy pouch (drainable pouch with non-return valve and tap end)</p> 	For urostomy (urine). Also commonly used for drain sites (nephrostomy tubes) or oozing wounds.	The appliance is emptied when 1/3 full or heavy. The whole appliance is generally changed on the 2 nd /3 rd day, but some cases daily.	The base plate (wafer/solid skin barrier/flange) is changed 1-3 times per week. The bag is emptied when 1/3 full or heavy, and generally changed every 2 nd day, or at wafer change.

Produced by Stomal Therapists Caroline Harrison – Austin Health,
 Genevieve Cahir – Northern Health & Wendy Sansom – Eastern Health Oct 2007

Information current as at February 2011